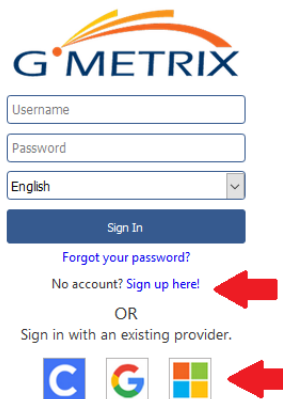



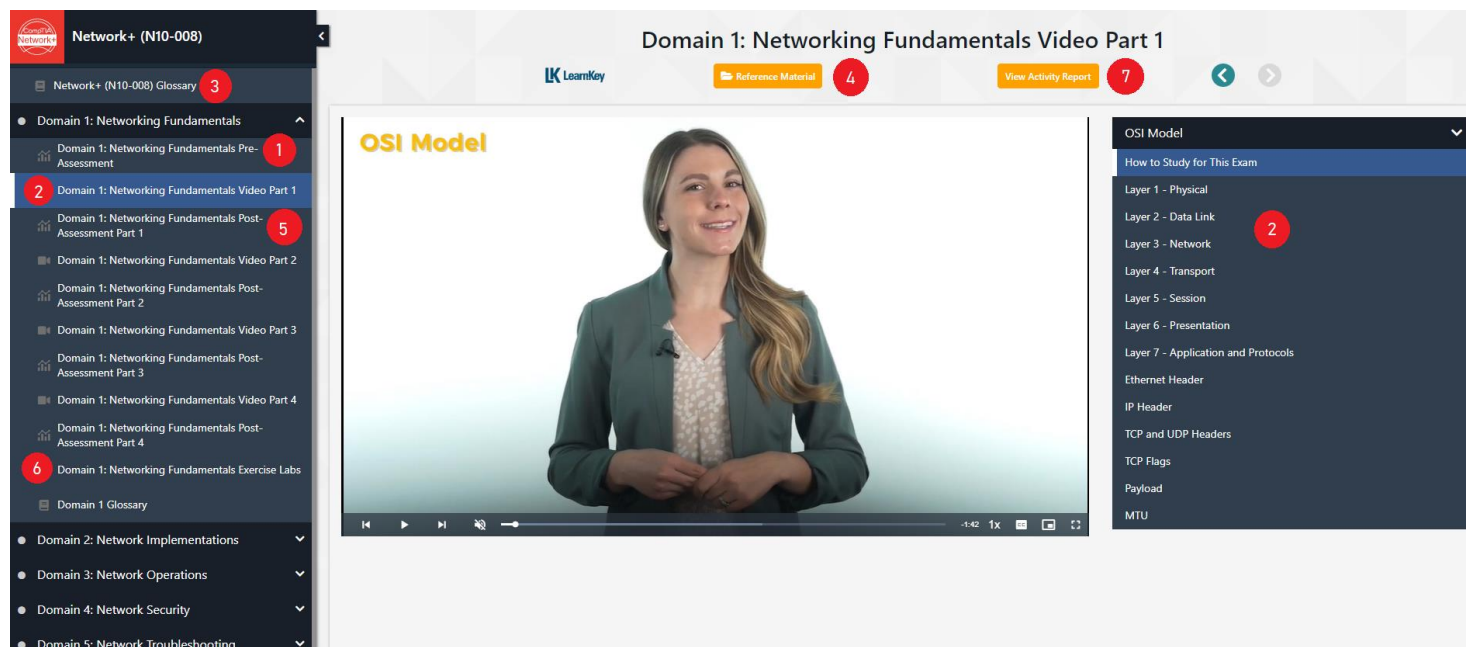
To access your LearnKey courseware, go to www.gmetrix.net



The image shows the G Metrix login interface. It includes a 'Username' input field, a 'Password' input field, and a language dropdown menu set to 'English'. Below these is a 'Sign In' button. There are links for 'Forgot your password?' and 'No account? Sign up here!'. Below that is an 'OR' separator and the text 'Sign in with an existing provider.' followed by icons for Clever, Google, and Microsoft. Red arrows point to the 'Sign up here!' link and the social provider icons.

- If you have a G Metrix account, from a Chromebook, Windows, or Mac computer login with your account.
- If you need a new G Metrix account, select Sign up here! or link your Clever, Microsoft, or Google account.
- To redeem a code, select the  key-shaped redeem button and enter the code provided by your instructor.

- 1. Take Pre-Assessment**
- 2. Watch Video Training**
- 3. Review the Glossary** (Key terms and definitions)
- 4. Student Workbook Activities** (Ask your instructor if you are required to complete them)
- 5. Take the Post-Assessment**
Determine knowledge gained (passing score = 80% or higher)
- 6. Exercise Labs** (Follow the on-screen instructions to use the labs that are available for your e-learning device)
- 7. Activity Report**



The screenshot shows the Network+ (N10-008) course interface. The left sidebar contains a navigation menu with items like 'Glossary', 'Domain 1: Networking Fundamentals', and 'Domain 2: Network Implementations'. The main content area displays 'Domain 1: Networking Fundamentals Video Part 1' with a video player showing a woman speaking. The video title is 'OSI Model'. On the right, there is a sidebar titled 'OSI Model' with a list of layers: Layer 1 - Physical, Layer 2 - Data Link, Layer 3 - Network, Layer 4 - Transport, Layer 5 - Session, Layer 6 - Presentation, and Layer 7 - Application and Protocols. A red circle with the number '2' is next to 'Layer 3 - Network'. At the top of the interface, there are buttons for 'Reference Material' and 'View Activity Report'.

Remote Learning Best Practices:

- When accessing LearnKey courseware from home, try minimizing additional wifi connections like gaming or streaming videos could cause course pages or videos to load slowly.
- If you are using an internet filter or firewall, be sure to add gmetrix.net and media-aws.onlineexpert.com to the list of trusted sites.