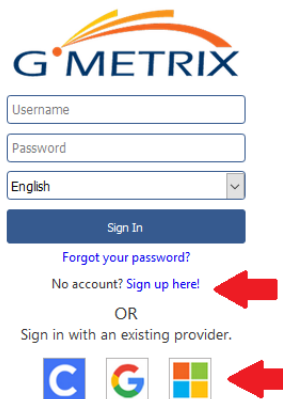



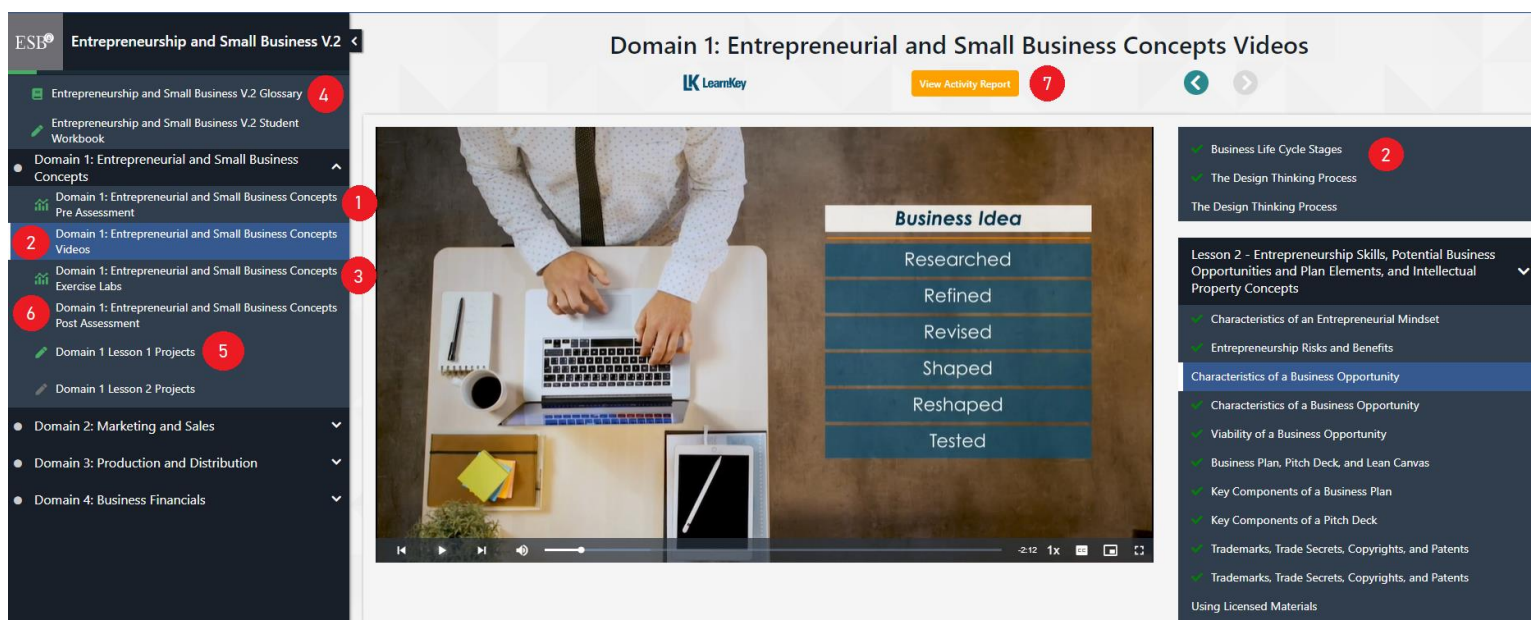
To access your LearnKey courseware, go to www.gmetrix.net



The image shows the G Metrix login interface. It includes a 'Username' field, a 'Password' field, and a language dropdown menu set to 'English'. Below these fields is a 'Sign In' button. There are links for 'Forgot your password?' and 'No account? Sign up here!'. Below the sign-in options, it says 'OR Sign in with an existing provider.' and shows icons for Clever, Google, and Microsoft. Red arrows point to the 'Sign up here!' link and the social login icons.

- If you have a G Metrix account, from a Chromebook, Windows, or Mac computer login with your account.
- If you need a new G Metrix account, select Sign up here! or link your Clever, Microsoft, or Google account.
- To redeem a code, select the  key-shaped redeem button and enter the code provided by your instructor.

- 1. Take Pre-Assessment**
- 2. Watch Video Training**
- 3. Exercise Labs** (Follow the on-screen instructions to use the labs that are available for your e-learning device)
- 4. Review the Glossary** (Key terms and definitions)
- 5. Student Workbook Activities** (Ask your instructor if you are required to complete them)
- 6. Take the Post-Assessment**
Determine knowledge gained (passing score = 80% or higher)
- 7. Activity Report**



The screenshot shows the course interface for 'Entrepreneurship and Small Business V2'. The left sidebar contains a navigation menu with items like 'Glossary', 'Workbook', 'Domain 1: Entrepreneurial and Small Business Concepts', and 'Lesson 1 Projects'. Red circles with numbers 1 through 7 highlight specific items in the menu. The main content area displays 'Domain 1: Entrepreneurial and Small Business Concepts Videos' with a video player showing a person at a desk. A 'Business Idea' flowchart is overlaid on the video, listing stages: Researched, Refined, Revised, Shaped, Reshaped, and Tested. The right sidebar shows a list of video topics, with 'Business Life Cycle Stages' highlighted by a red circle with the number 2. A 'View Activity Report' button with a red circle containing the number 7 is also visible.

Remote Learning Best Practices:

- When accessing LearnKey courseware from home, try minimizing additional wifi connections like gaming or streaming videos could cause course pages or videos to load slowly.
- If you are using an internet filter or firewall, be sure to add gmetrix.net and media-aws.onlineexpert.com to the list of trusted sites.