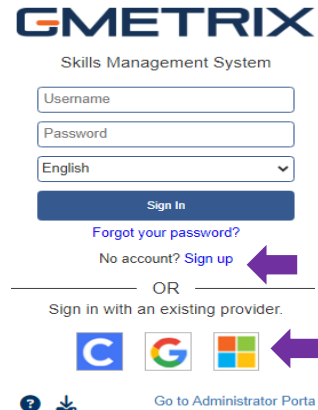


To access your LearnKey courseware, go to www.gmetrix.net



GMETRIX
Skills Management System

Username

Password




English

[Forgot your password?](#)


[No account? Sign up](#)

OR

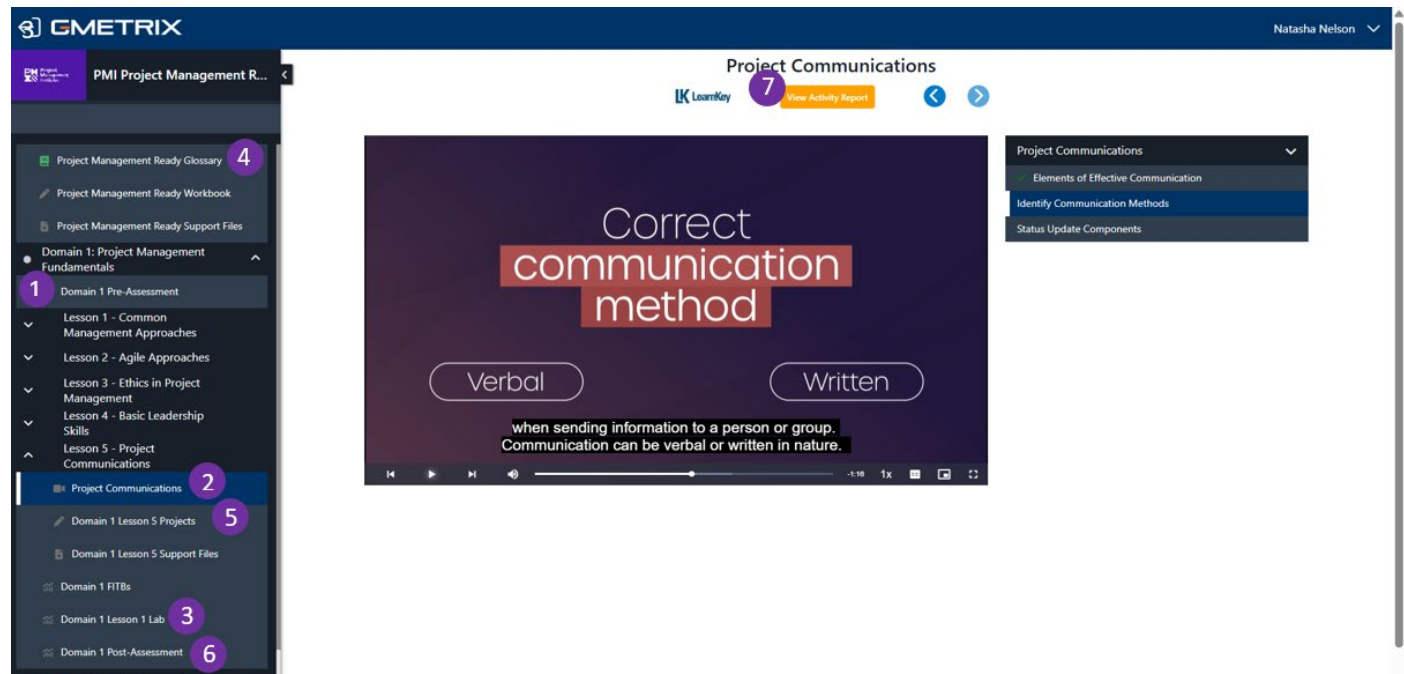
Sign in with an existing provider.

[Go to Administrator Portal](#)

- If you have a GMetrix account, from a Chromebook, Windows, or Mac computer, sign in with your account.
- If you need a new GMetrix account, select Sign up here! or link your Clever, Microsoft, or Google account.
- To redeem a code, select the  key-shaped redeem button and enter the code provided by your instructor.

- 1. Take Pre-Assessment**
- 2. Watch Video Training**
- 3. Exercise Labs** (Follow the on-screen instructions to use the labs that are available for your e-learning device)
- 4. Review the Glossary** (Key terms and definitions)
- 5. Student Workbook Activities** (Ask your instructor if you are required to complete them)
- 6. Take the Post-Assessment** Determine knowledge gained (passing score = 80% or higher)
- 7. Review Activity and Scores**



The screenshot shows the Gmetrix interface for the course "PMI Project Management Fundamentals". The left sidebar contains a navigation menu with the following items: Project Management Ready Glossary (4), Project Management Ready Workbook, Project Management Ready Support Files, Domain 1: Project Management Fundamentals (1), Lesson 1 - Common Management Approaches, Lesson 2 - Agile Approaches, Lesson 3 - Ethics in Project Management, Lesson 4 - Basic Leadership Skills, Lesson 5 - Project Communications, Project Communications (2), Domain 1 Lesson 5 Projects (5), Domain 1 Lesson 5 Support Files, Domain 1 FITs, Domain 1 Lesson 1 Lab (3), and Domain 1 Post-Assessment (6). The main content area displays a video titled "Correct communication method" with a progress bar at 1:10. The video content shows the text "Correct communication method" and "when sending information to a person or group. Communication can be verbal or written in nature." with options for "Verbal" and "Written". The right sidebar shows a dropdown menu for "Project Communications" with options: Elements of Effective Communication, Identify Communication Methods, and Status Update Components.

Remote Learning Best Practices:

- When accessing LearnKey courseware from home, try minimizing additional wifi connections like gaming or streaming videos could cause course pages or videos to load slowly.
- If you are using an internet filter or firewall, be sure to add gmetrix.net and media-aws.onlineexpert.com to the list of trusted sites.